



# Solomon Islands Meteorological Service

## Seasonal Climate Outlook

October to December 2025

This Seasonal outlook is based on the two-month average value of June and July 2025 of the Central Eastern and South-western Pacific Ocean sea-surface temperature anomalies. The outlook is presented as the ‘probability’ or chance of the coming rainfall being in one of the three Tercile Classes – Below normal, Normal, and Above normal. The lead time is one month.

### Summary

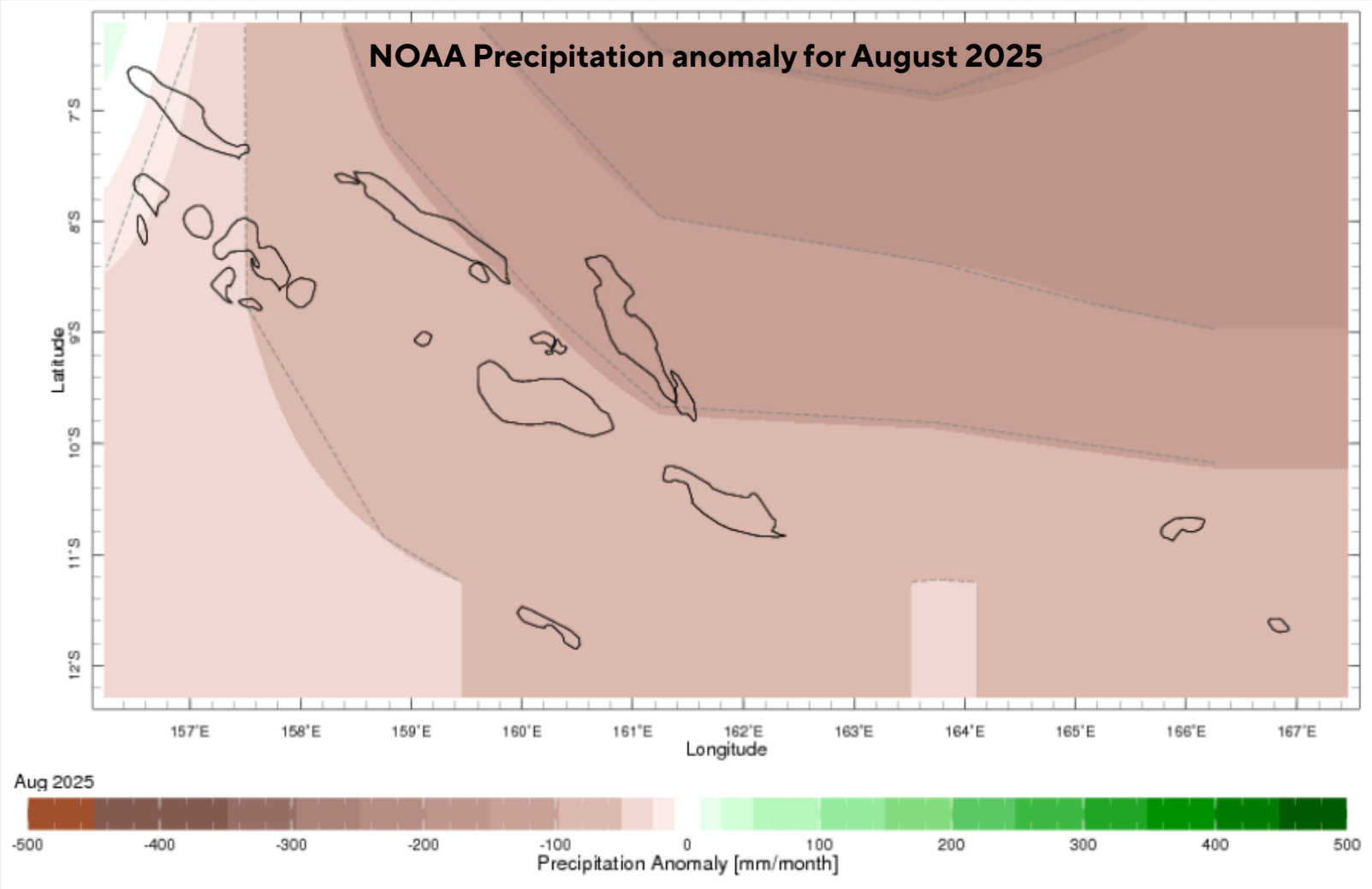
- ✓ August rainfall was generally below-normal to near-normal for the country.
- ✓ The three-month outlook is “above-normal” across the country.
- ✓ ENSO status remains “neutral”.



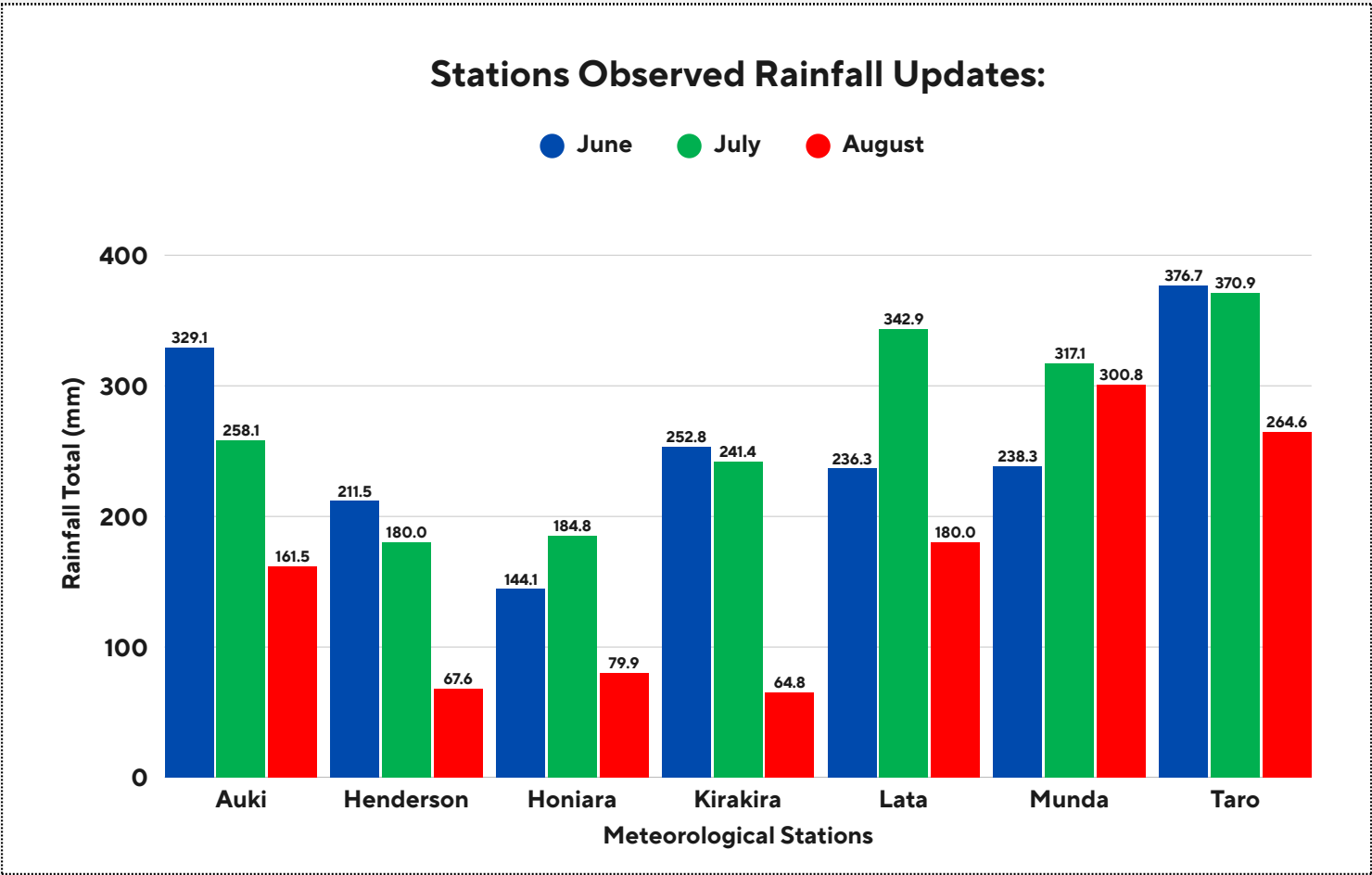
### Three Months Rainfall Statistics:

Table showing **August** rainfall across the country were below-normal to near-normal across the county

Station (include data period)	Jun 2025	Jul 2025	Aug 2025				
			Total (mm)	33%tile	67%tile	Median	Rank
	Total (mm)	Total (mm)	Rainfall (mm)				
Auki (1962-2025)	329.1	258.1	161.5	160.6	238.5	219	22/64
Henderson (1975-2025)	211.5	180	67.6	72.4	105.1	89.3	13/51
Honiara (1954-2025)	144.1	184.8	79.9	68.1	111.9	90.1	29/70
Kirakira (1965-2025)	252.8	241.4	64.8	192.4	334.9	251.8	4/58
Lata (1975-2025)	236.3	342.9	180	292.8	402.8	325	10/51
Munda (1962-2025)	238.3	317.1	300.8	202	317.5	267	39/64
Taro (1975-2025)	376.7	370.9	264.6	269.7	361.6	293.8	16/48



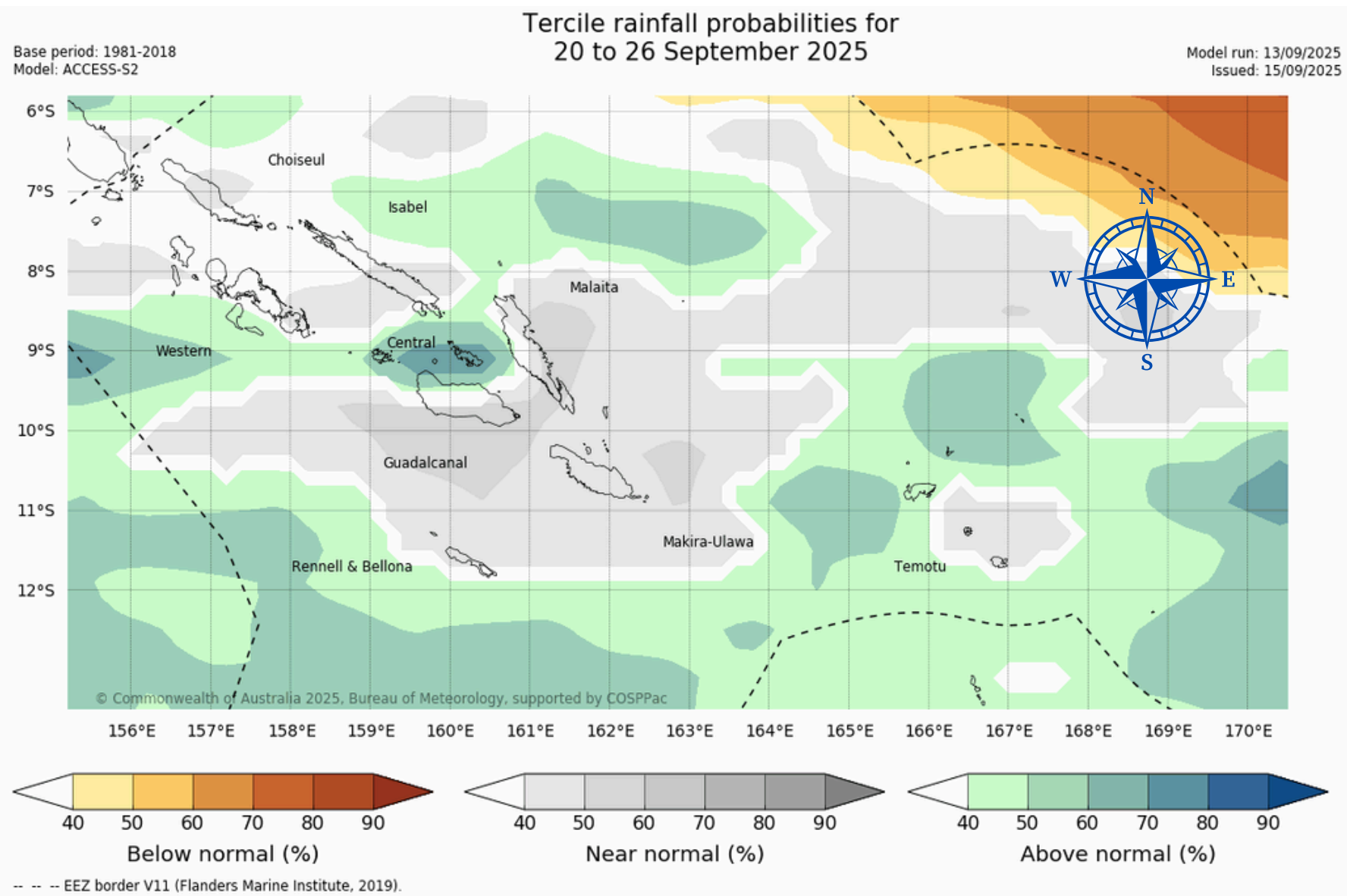
NOAA Satellite prediction showing below the long-term average (brown-shade) for Solomon Islands during the month of August. (Source: NOAA Climate Prediction Center)



SIMS Observed rainfall for the last three months for the country.

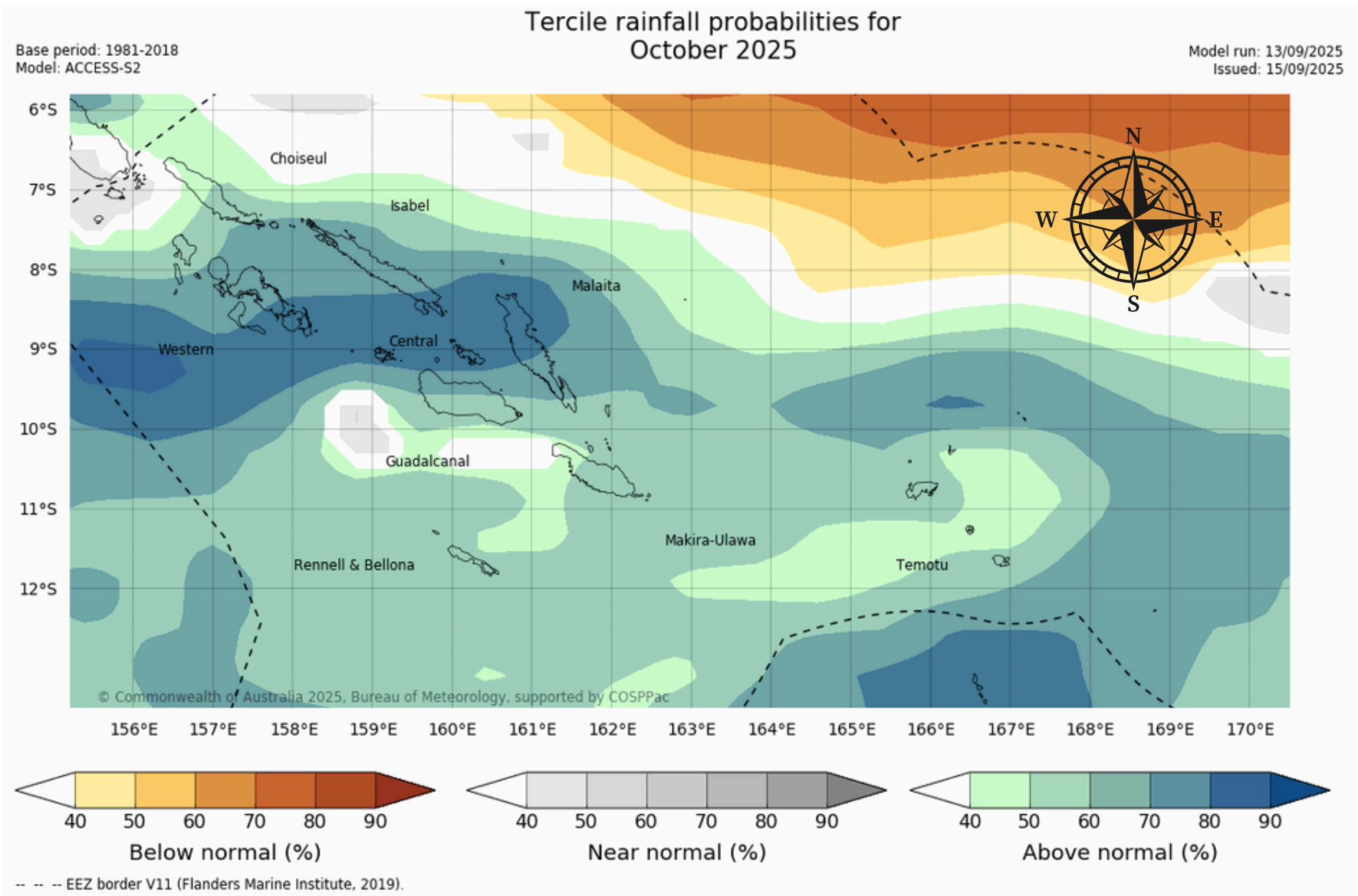


# ACCES-S — Fortnightly Rainfall Outlook for 20<sup>th</sup> August to 26<sup>th</sup> September 2025



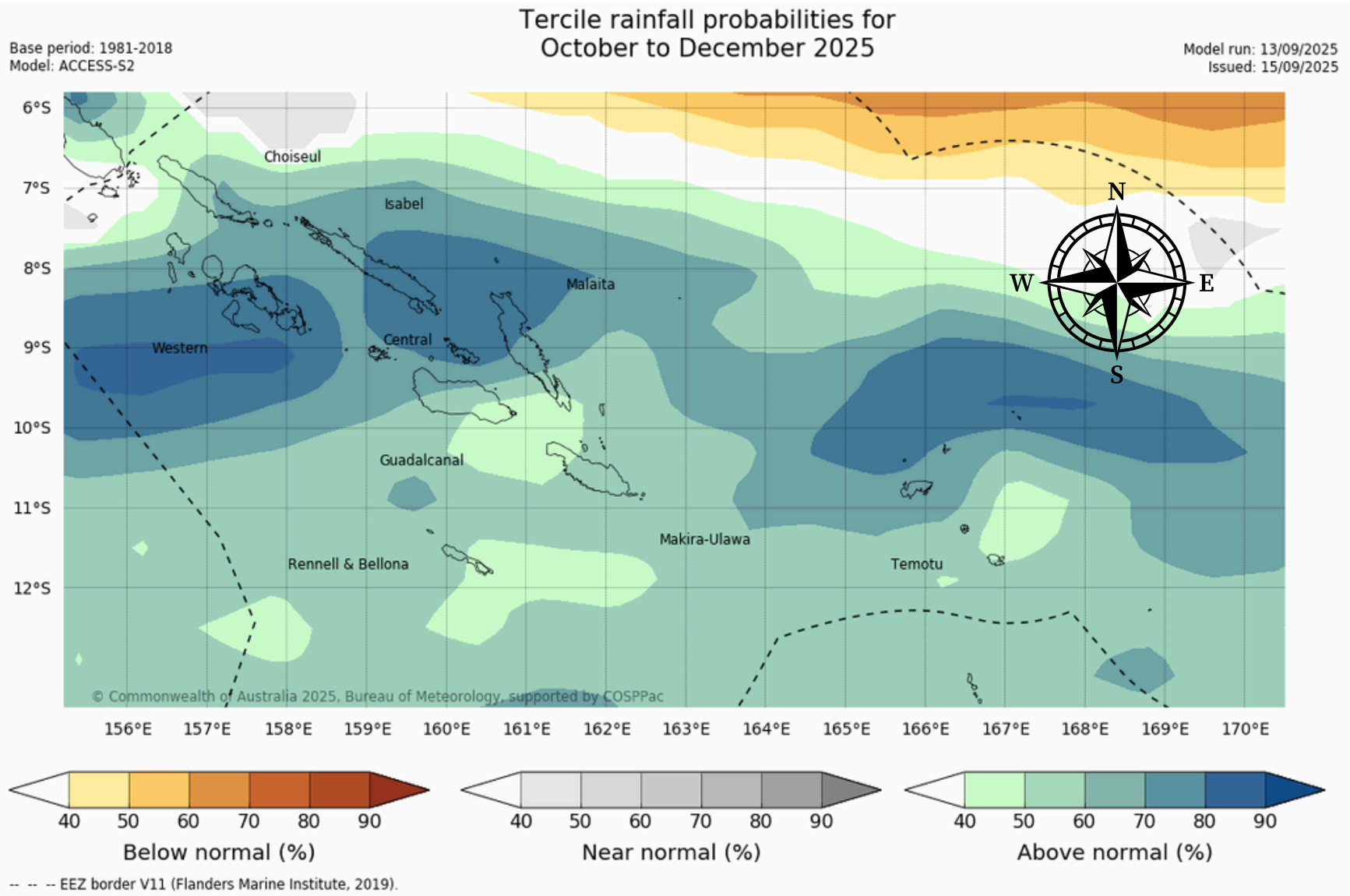
*Rainfall outlook for the coming fortnight is likely “above-normal” for Temotu, Central Islands, and parts of Malaita and Northwest Guadalcanal; elsewhere, the outlook is “near-normal”.*

## ACCESS-S OUTLOOK - Rainfall Outlook for October 2025.



*October rainfall is likely “above-normal” for the whole country.*

## ACCESS-S OUTLOOK - Rainfall Outlook for October to December 2025

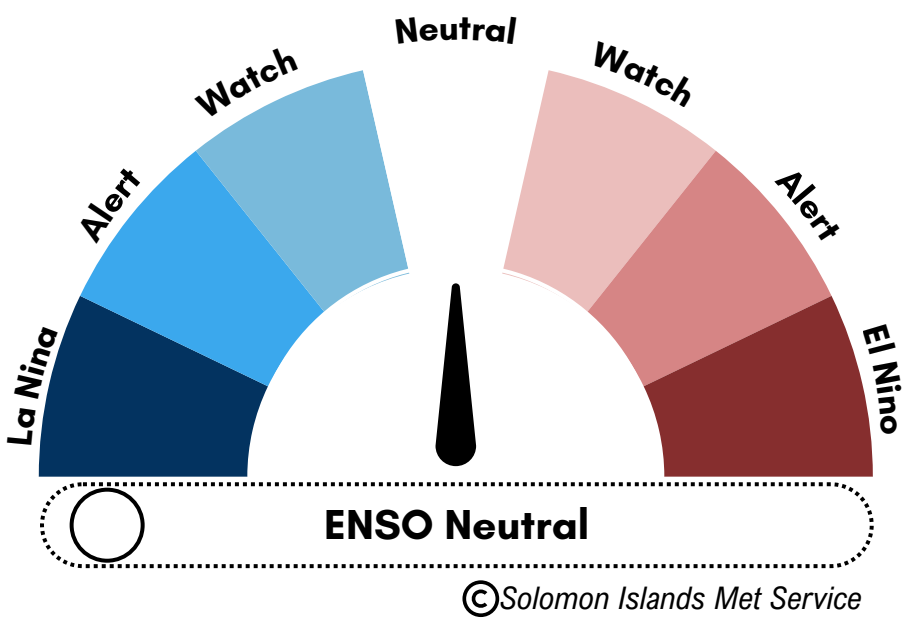


*The rainfall outlook is very likely to be “above normal” across the country for the next three months.*





# El Niño Southern Oscillation (ENSO) Update:



## Current Status of ENSO

✔ Currently remains in Neutral Phase (neither El Niño nor La Niña)

## ENSO Outlook

✔ Predicted to remain neutral with the possibility of reaching La Niña levels in the coming months.

ENSO Phases & Distinctive Rainfall Conditions:	
La Nina	Associate with above-normal rainfalls
Neutral	Associated with Moderate to near-normal rainfalls
El Nino	Associated with below-normal rainfalls, sometimes rainfall is suppressed for a period.



## Disclaimer:

Whilst the Solomon Islands Meteorological Service takes all measures in providing accurate information, it does not guarantee 100% accuracy of the forecast provided in this summary. The division should be consulted for expert advice, clarification, and further information when necessary. The users take all risks resulting indirectly or directly from the use of the information provided.

## For more Information, Contact:

The Director,  
Solomon Islands Meteorological Service Division.  
Ministry of Environment, Climate Change, Disaster Management, and Meteorology.  
P.O. Box 21  
Honiara,

20332, 24218 Fax: 23029

[a.harahiru@met.gov.sb](mailto:a.harahiru@met.gov.sb)

[www.met.gov.sb](http://www.met.gov.sb)